

DATA SHEET

**O 5.25**


# ROTARY VANE VACUUM PUMPS

oil-lubricated

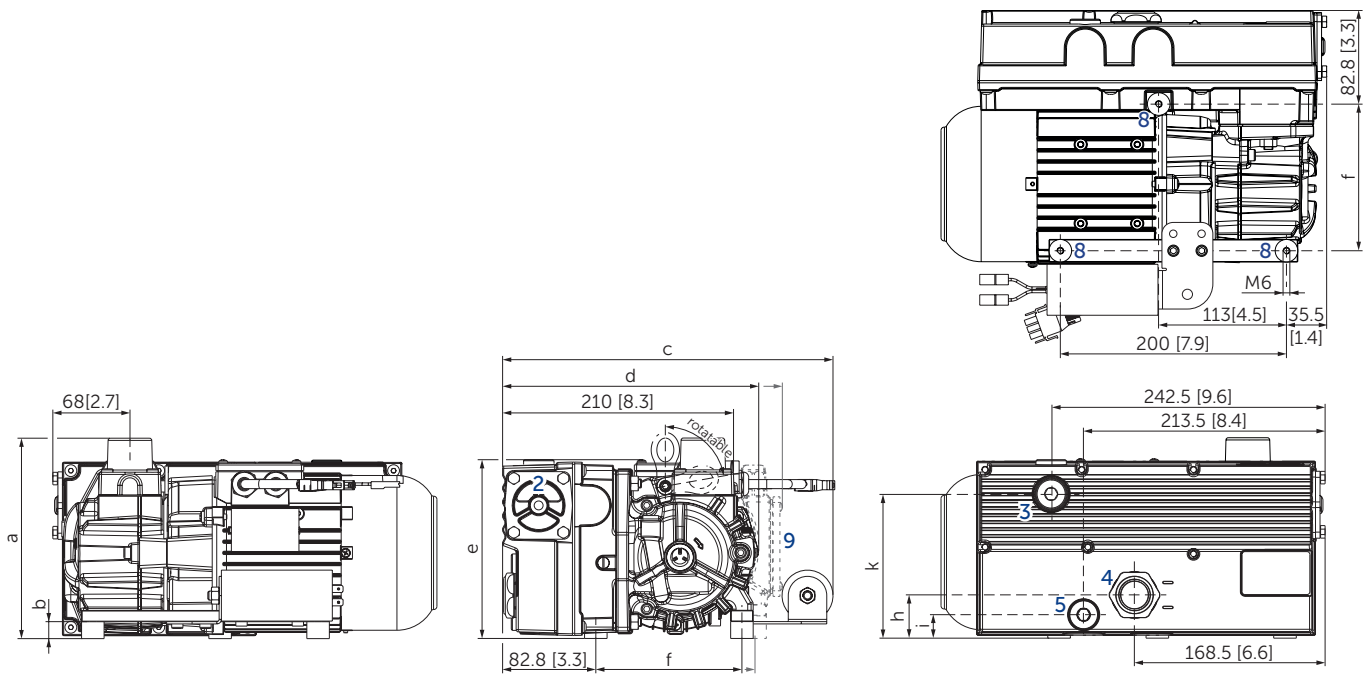
air-cooled

---

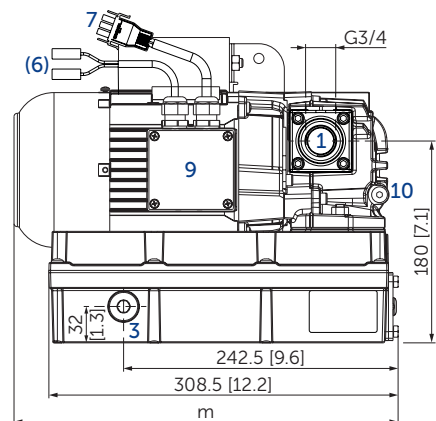
**MAKE IT BECKER.**



O 5.25 with optional gas ballast valve



- 1 Vacuum connection (G<sup>3/4</sup>)
- 2 Exhaust air (optionally G<sup>3/4</sup>)
- 3 Oil filler cap
- 4 Oil sight glass
- 5 Screw plug for oil drain
- 6 Capacitor (connection Faston F 6.3) – Standard: not assembled, without holder
- 7 Grid connection (Mate-N-Lok)
- 8 Rubber buffer position
- 9 Terminal box on top (motor BG 71) / on the side (BG 80)
- 10 Connection for optional gas ballast valve
  - Non-return valve and oil separator are integrated
  - The motor illustration may vary
  - Dimensions in mm [inch]



Motor	a	b	c	d	e	f	h	i	k	m
BG 71	171[6.7]	15[0.6]	267[10.5]	225.2[8.9]	158.0[6.2]	129.7[5.1]	38.1[1.5]	20.6[0.8]	127.6[5.0]	340.0[13.4]
BG 80	176[6.9]	20[0.8]	295[11.6]	247.1[9.7]	162.6[6.4]	140.2[5.5]	43.1[1.7]	25.6[1.0]	132.6[5.2]	353.5[13.9]

Nominal capacity		Vacuum absolute		Emission sound pressure level <sup>1)</sup>		Weight incl. motor	Oil	
m <sup>3</sup> /h		mbar		dB(A)		kg	l	Becker Lube <sup>2)</sup>
50 Hz	60 Hz	50 Hz	60 Hz	50 Hz	60 Hz			
26	30	2	2	63	66	≈22.0	0.5	M 68 / M 32 (mineral) S 68 / S 32 (synthetic) SL 68 / SL 32 (food)

<sup>1)</sup> According to DIN EN ISO 11203, accuracy class of measurement: class 2, extended measurement uncertainty: 3 dB

1 m [39.4 inch] distance, at medium load, vacuum connection piped, exhaust side open

<sup>2)</sup> See operating instructions

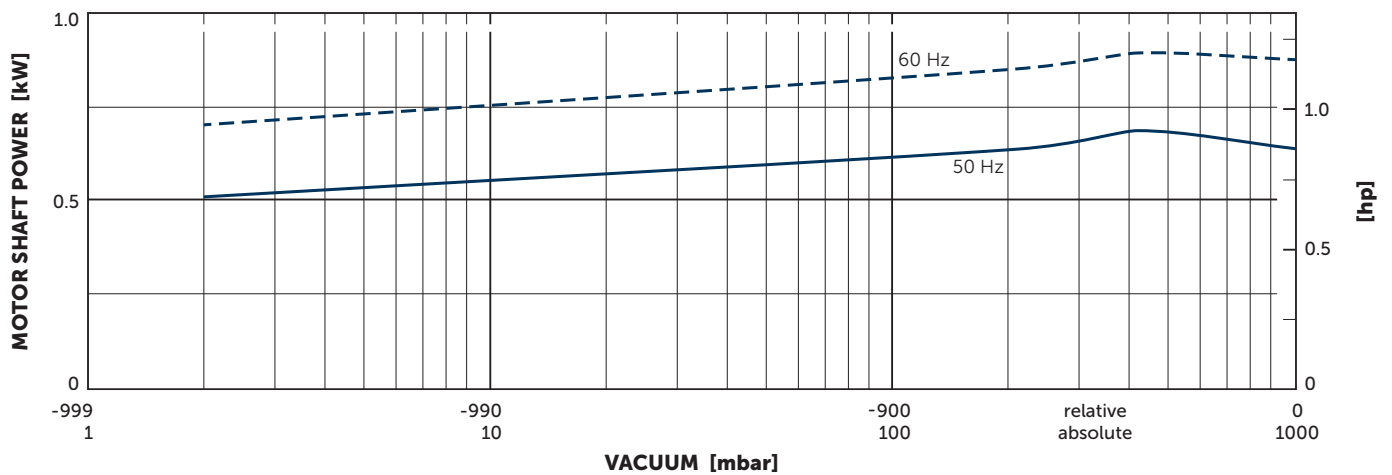
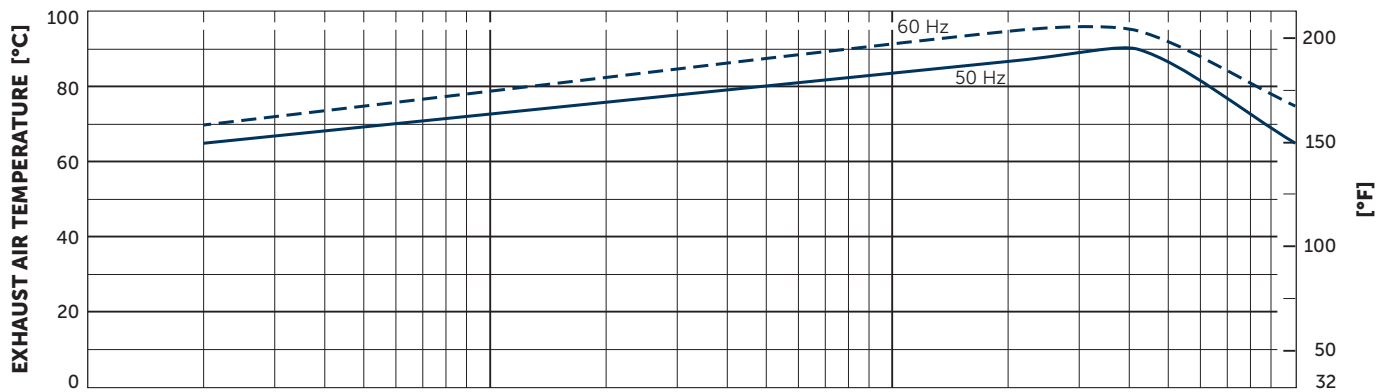
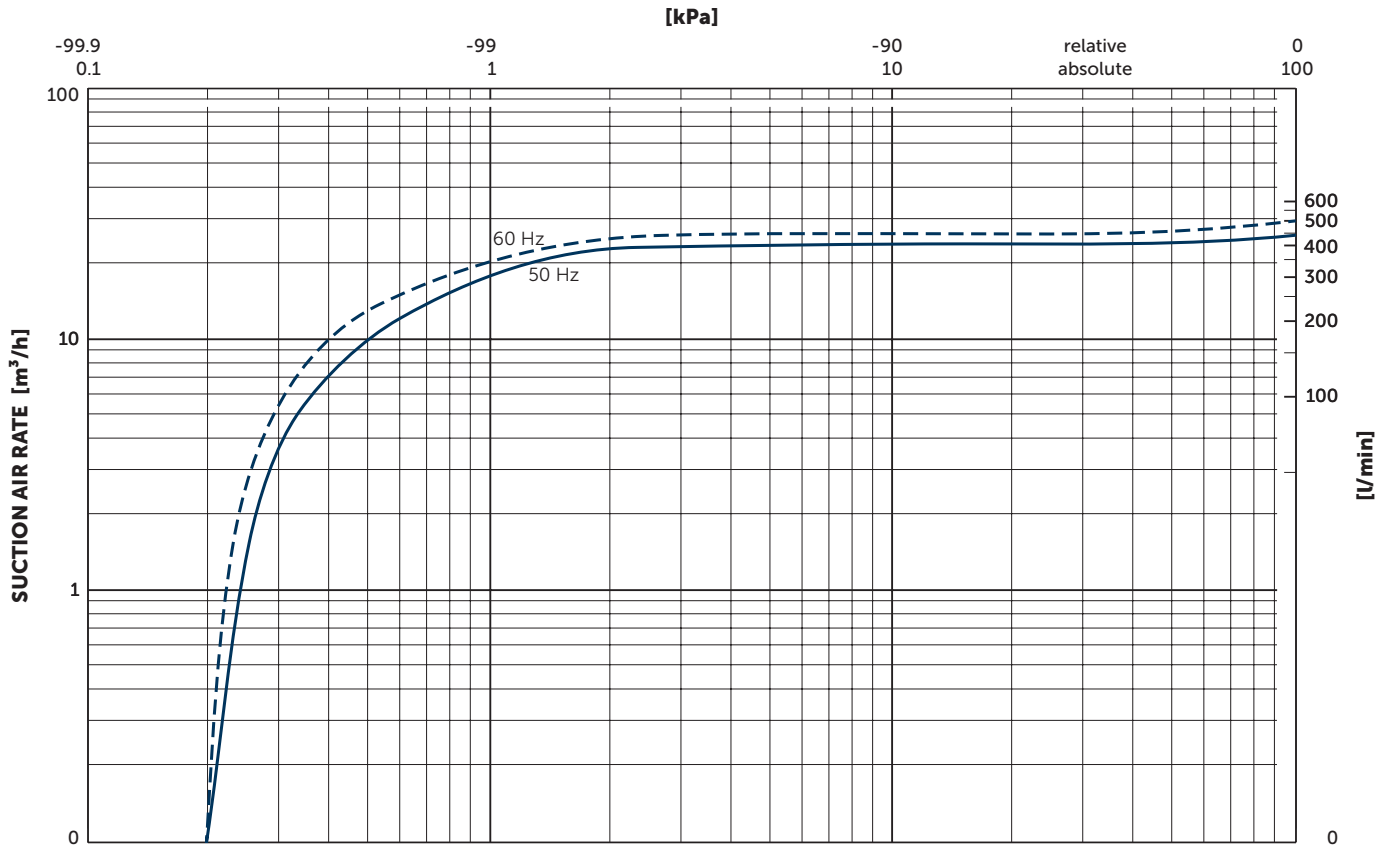
1~ Motors										
#	50 Hz				60 Hz				Version	Weight kg
	kW	V	min <sup>-1</sup>	A	kW	V	min <sup>-1</sup>	A		
01	0.75	220–240					–			IP 55 • ISO F • bimetal capacitor 30 µF (450V) motor size BG 71 <sup>1)</sup>
02	0.75	220–240	2800–2830	5.0–5.1	0.9	220–240	3300–3360	6.2–5.9		IP 55 • ISO F • bimetal capacitor 35 µF (450V) motor size BG 80 <sup>2)</sup>
03	0.75	100–110			0.9	100–120				IP 55 • ISO F • bimetal capacitor 100 µF (330V) motor size BG 80 <sup>2)</sup>

3~ Motors												
#	50 Hz				60 Hz				Version	Weight kg		
	kW	V	min <sup>-1</sup>	A	kW	V	min <sup>-1</sup>	A				
04	0.75	Δ230/Y400	IE3	2860	3.1/1.8	0.9	Δ265/Y460	IE3	3440	3.1/1.8	IP55 • ISO F • bimetal	10.6
							Δ230/Y400	IE3	3380	3.3/1.9		
05	0.75	Δ230/Y400	IE3	2860	3.1/1.8		–			IP55 • ISO F • bimetal	10.6	
06	0.75	Δ200/Y350	IE3	2870	3.8/2.2	0.9	Δ200/Y350	IE3	3380	3.8/2.2	IP55 • ISO F • bimetal	10.6
							Δ220/Y380	IE3	3420	3.8/2.2		
							Y350	IE3	3440	2.2		

<sup>1)</sup> BG 71: terminal box on top

<sup>2)</sup> BG 80: terminal box on the side

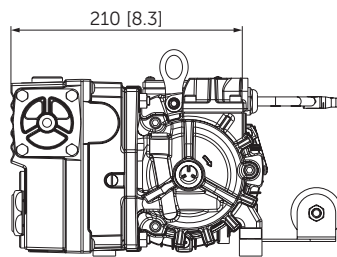
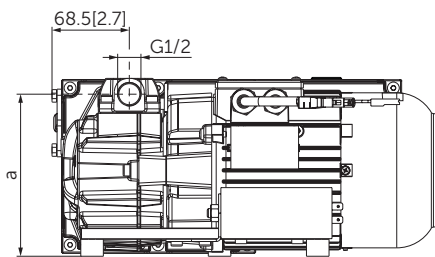
• Current consumption and rotation speed may vary. Tolerance in each case -1.5/+2%



Suction air rate refers to the intake pressure  
 Reference data (atmosphere): 1000 mbar (100 kPa), 20°C (68°F)  
 Tolerance: ±10%

## + VARIANTS AND ACCESSORIES

### ALTERNATIVE SUCTION CONNECTION (G $\frac{1}{2}$ )



Motor size	a
BG 71	143.6 [5.7]
BG 80	148.6 [5.9]

Dimensions in mm [inch]

### THREADED CONNECTOR FOR EXHAUST AIR

- Connection size G $\frac{3}{4}$

### GAS BALLAST VALVE

- Version for small amounts of moisture, vacuum <3 mbar
- Version for higher amounts of moisture, vacuum <20 mbar

### HOLDER FOR THE CAPACITOR

- O5.21-73 (N<sup>o</sup> 01460064300) – see drawings

### BECKER LUBE<sup>1)</sup>

- **M 68** mineral
- **S 68** synthetic
- **SL 68** food
- **M 32** mineral
- **S 32** synthetic
- **SL 32** food

<sup>1)</sup> See operating instructions



**MAKE IT BECKER.**